




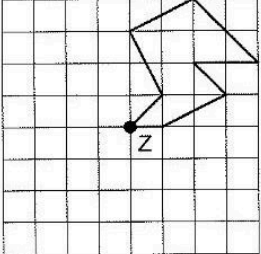
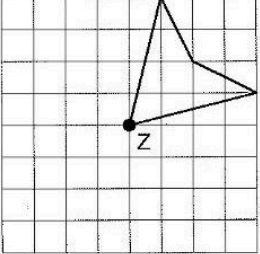
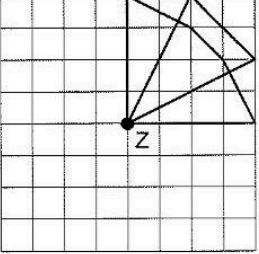


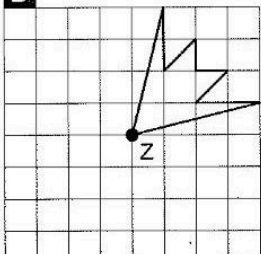
Station     

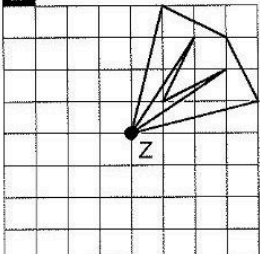
Drehsymmetrische Figuren
Drehe die Figuren um den Punkt Z jeweils um 90° , 180° und 270° weiter. Du kannst dein Bild farbig anlegen.

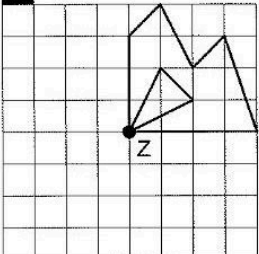
A 






B 

C 


D 


E 


F 

Station     

Muster und Ordnungen
Zeichne die jeweiligen Muster weiter. Du kannst dein Bild farbig ausmalen.







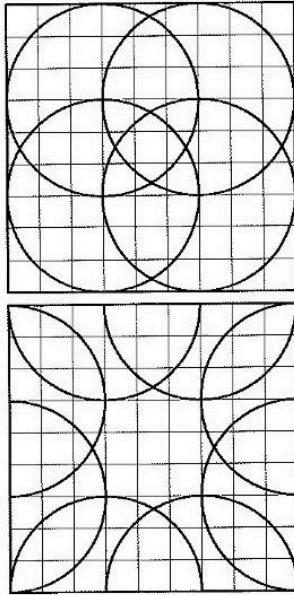



Station

Kreis und Kreismuster

Zeichne die jeweiligen Muster weiter. Du kannst dein Bild farbig ausmalen.







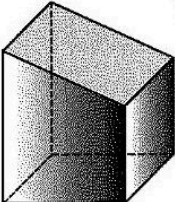
Station

Ecken, Kanten und Flächen von Körpern

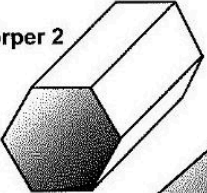
Fülle die Tabelle aus.

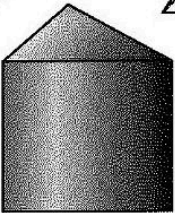
Körper 1



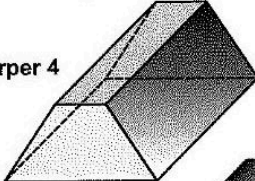
Körper 2



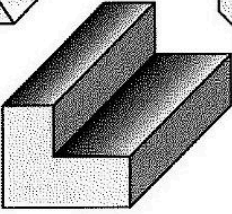
Körper 3



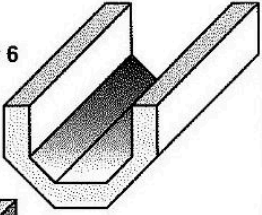
Körper 4



Körper 5



Körper 6



Anzahl	Körper 1	Körper 2	Körper 3	Körper 4	Körper 5	Körper 6
Ecken						
Kanten						
Flächen						