
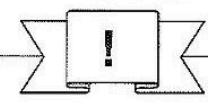


**Station**






**Ausmalen von Bruchteilen**


Übertrage die Flächen in dein Heft und male dann den angegebenen Bruchteil der Fläche aus.

**A**




$\frac{1}{3}$

**B**




$\frac{3}{5}$

**C**




$\frac{3}{4}$

**D**




$\frac{5}{8}$

**E**




$\frac{1}{6}$

**F**




$\frac{5}{7}$

**G**




$\frac{7}{9}$

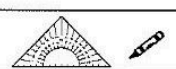
**H**




$\frac{1}{2}$



**Station**





**Bruchteile von Größen**

Rechnet jede Aufgabe im Kopf. Verbindet die Aufgabe mit der zugehörigen Lösung. Aus den Kennbuchstaben der richtigen Antworten ergeben sich Lösungswörter.

**A**  $\frac{1}{7}$  von 350 m<sup>2</sup> = ●

**B**  $\frac{9}{14}$  von 182 t = ●

**C**  $\frac{2}{9}$  von 360 € = ●

**D**  $\frac{3}{5}$  von 125 cm = ●

●	60 m <sup>2</sup>	MI
●	70 m <sup>2</sup>	RE
●	50 m <sup>2</sup>	HO
●	117 t	RO
●	118 t	NI
●	119 t	VI
●	75 €	GO
●	80 €	SK
●	90 €	SI
●	65 cm	LF
●	70 cm	ON
●	75 cm	OP

**E**  $\frac{4}{9}$  von 81 km = ●

**F**  $\frac{5}{6}$  von 720 t = ●

**G**  $\frac{4}{19}$  von 266 m = ●

**H**  $\frac{3}{5}$  von 10 dm = ●

●	45 km	TA
●	36 km	LO
●	27 km	WE
●	500 t	BA
●	550 t	ST
●	600 t	TT
●	56 m	ER
●	60 m	KB
●	65 m	FA
●	6 dm	IE
●	5 dm	LE
●	2 dm	AU

**Lösungswort:**

**A**

**B**

**C**

**D**

**E**

**F**

**G**

**H**

